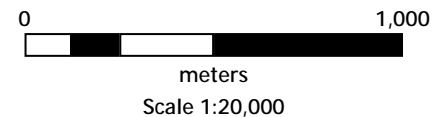


Growth, Highways and Infrastructure,
 Endeavour House,
 8 Russell Road,
 Ipswich,
 Suffolk,
 IP1 2BX

WICKHAMBROOK QUIET LANE SCHEME - WAVE 3



Date: 15/07/2022
 Author: Keith Sampson


Site P1 - Cloak Lane

Install 1 No. sign Dia. 884 (30mm x-height)
facing southwest towards junction.

Install 1 No. sign Dia. 885 (30mm x-height)
facing in the opposite direction.



Site P2 - Duddery Lane



Install new 2.5m 76mm OD post in Type 1 concrete foundation (0.7m underground, 1.8m above ground). Post to be a minimum of 0.7m from edge of carriageway.

Install 1 No. sign Dia. 884 (30mm x-height) facing southwest towards junction.

Install 1 No. sign Dia. 885 (30mm x-height) facing in the opposite direction.

Site P3 - Church Lane

Install new 2.5m 76mm OD post in Type 1 concrete foundation (0.7m underground, 1.8m above ground). Post to be a minimum of 0.7m from edge of carriageway.

Install 1 No. sign Dia. 884 (30mm x-height) facing southwest towards junction.

Install 1 No. sign Dia. 885 (30mm x-height) facing in the opposite direction.



Site P4 - Meeting Green

Install new 2.5m 76mm OD post in Type 1 concrete foundation (0.7m underground, 1.8m above ground). Post to be a minimum of 0.7m from edge of carriageway.

Install 1 No. sign Dia. 884 (30mm x-height) facing south towards junction.

Install 1 No. sign Dia. 885 (30mm x-height) facing in the opposite direction.



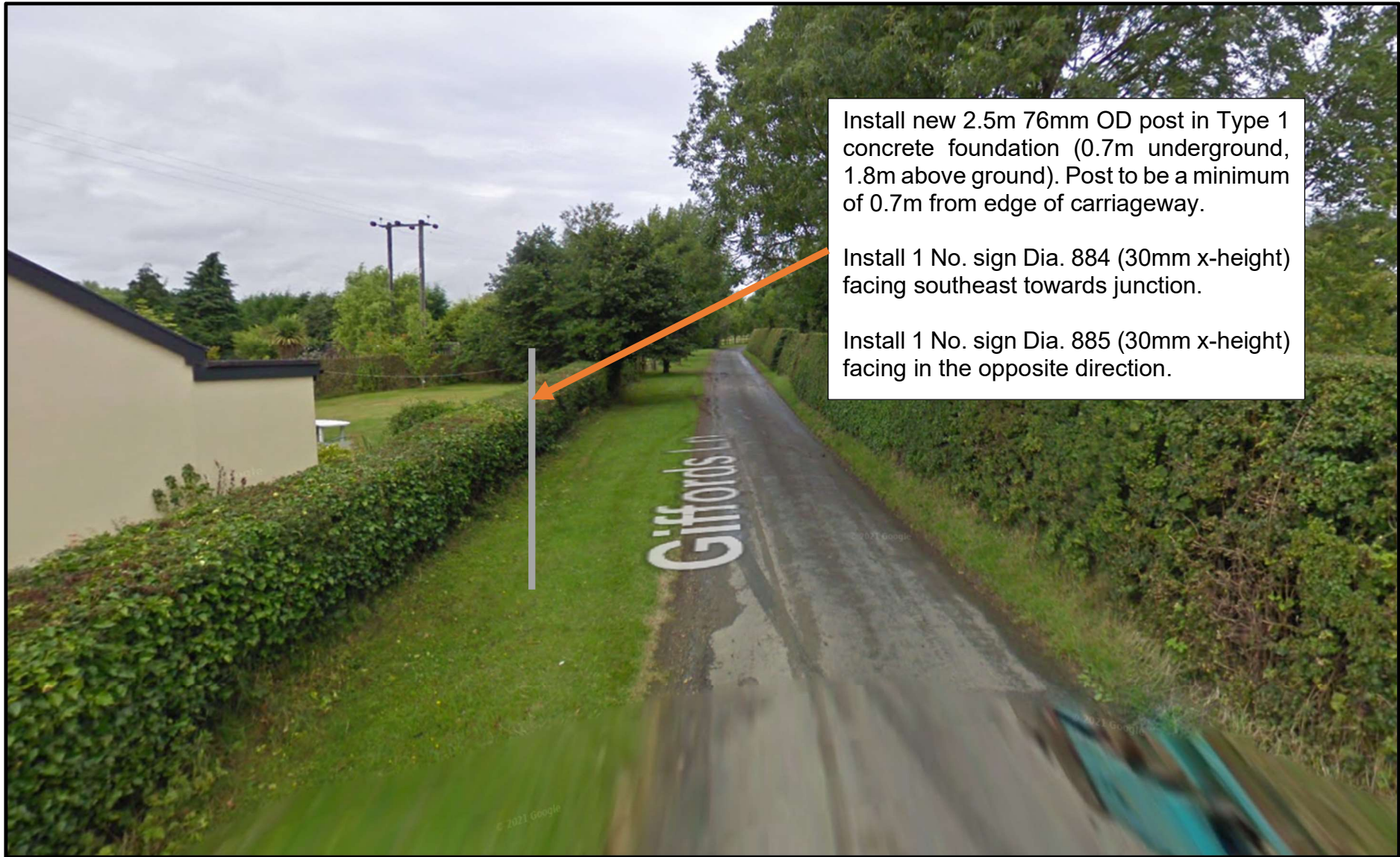
Site P5 - Nunnery Green

Install 1 No. sign Dia. 884 (20mm x-height)
facing southeast towards junction.

Install 1 No. sign Dia. 884 (20mm x-height)
facing in the opposite direction.



Site P7 - Giffords Lane



Site P8 - Giffords Lane

Install 1 No. sign Dia. 884 (30mm x-height)
facing northwest towards junction.


Install 1 No. sign Dia. 885 (30mm x-height)
facing in the opposite direction.



Site P9 - Back Lane



Site P10 - Back Lane




Install new 2.7m 76mm OD post in Type 1 concrete foundation (0.7m underground, 2m above ground). Post to be a minimum of 0.7m from edge of carriageway.

Install 1 No. sign Dia. 884 (30mm x-height) facing southwest.

Install 1 No. sign Dia. 885 (30mm x-height) facing in opposite direction.


Site P11 - Mole Hill



Remove one-way sign and set aside for reuse. Remove post to tip offsite. Install new 2.7m 76mm OD post in Type 1 concrete foundation (0.7m underground, 2m above ground). Post to be a minimum of 0.7m from edge of carriageway.

Install 1 No. sign Dia. 884 (30mm x-height) facing northeast towards junction.

Site P12 - Malting End



Install 1 No. sign Dia. 884 (30mm x-height)
facing southeast towards junction.

Install 1 No. sign Dia. 885 (30mm x-height)
facing in the opposite direction.

Site P13 - Malting End


Install new 2.5m 76mm OD post in Type 1 concrete foundation (0.7m underground, 1.8m above ground). Post to be a minimum of 0.7m from edge of carriageway.

Install 1 No. sign Dia. 884 (30mm x-height) facing west.

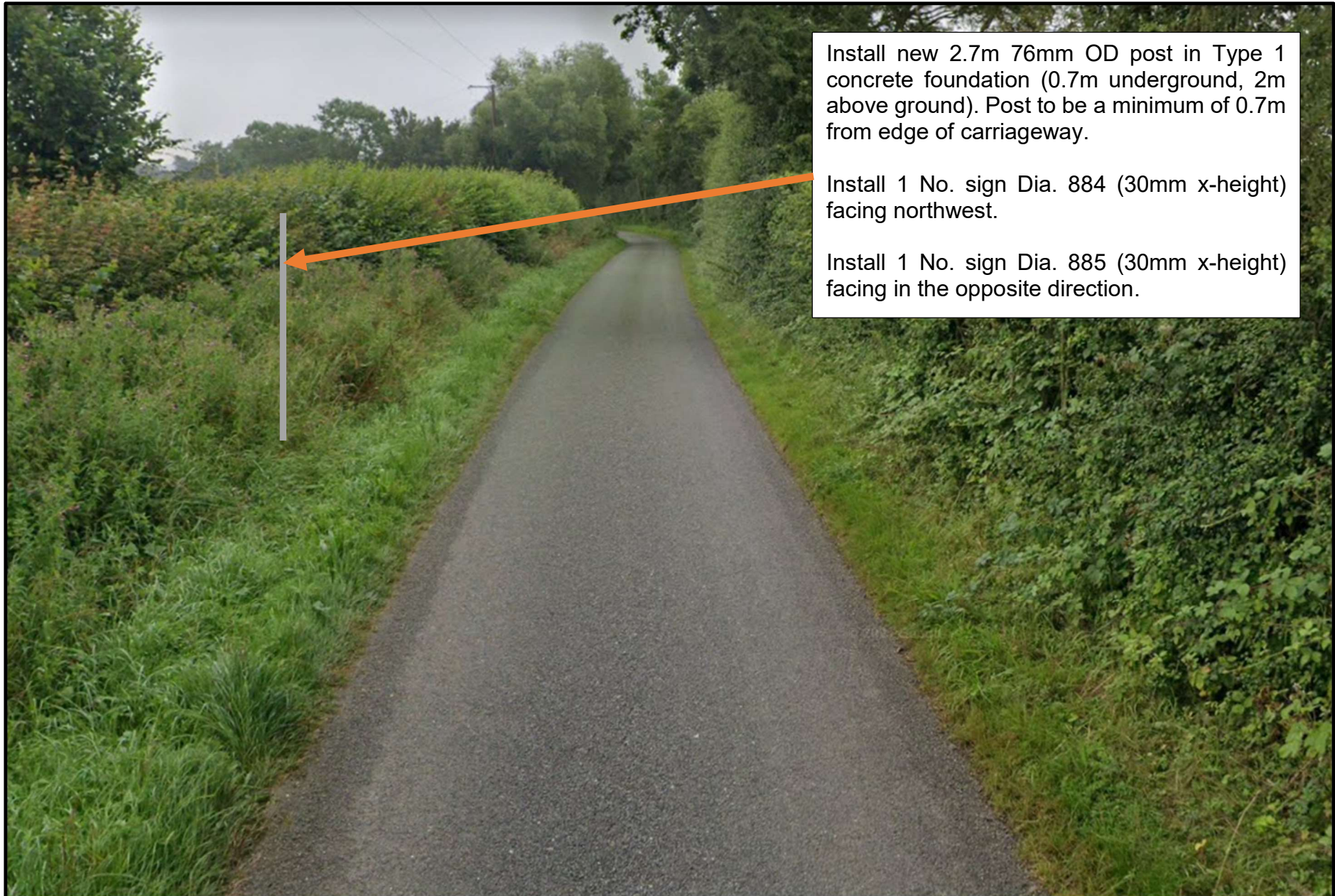
Install 1 No. sign Dia. 885 (30mm x-height) facing in the opposite direction.



Site P14 - Attleton Green



5Site P15- Attleton Green



Install new 2.7m 76mm OD post in Type 1 concrete foundation (0.7m underground, 2m above ground). Post to be a minimum of 0.7m from edge of carriageway.

Install 1 No. sign Dia. 884 (30mm x-height) facing northwest.

Install 1 No. sign Dia. 885 (30mm x-height) facing in the opposite direction.

Site P16 - Thorns Corner

