

## Queen's Green Canopy

The Queen's Green Canopy is creating a living legacy with over a million trees planted in Her Majesty's name across the nation during the first planting season, October 2021 to March 2022. The extension of the QGC initiative will build on this legacy and serve as a lasting tribute to Her Majesty's extraordinary service to her country and her people.

Following the wishes of its Patron, His Majesty The King, The Queen's Green Canopy (QGC) initiative will be extended to the end of March 2023 to give people the opportunity to plant trees in memoriam to honour Her Majesty.

As a nationwide initiative created to mark the Platinum Jubilee, the QGC was due to conclude in December – the end of the Jubilee year. However, as the official tree planting season in the United Kingdom is from October to March, the initiative will now be extended to include the full tree planting season, beginning in October 2022 and concluding in March 2023.

The Estates Committee has been looking into options for the parish council to plant under the Queens Green Canopy initiative and at its July meeting (Min **EC.22.07.08.4** refers) agreed to investigate options to plant 70 trees on the outer banks to commemorate the Platinum Jubilee.

The Tree Warden, Roger Medley, arranged and met with the Chairperson of the Suffolk Tree Warden Network and the Clerk on 29<sup>th</sup> July to consider the suggested planting areas.

**70 trees on the banks of the playing fields.** Recommendations were as follows

- i. Saplings cannot just be planted. To guarantee success a one metre square step needs to be cut midway down the bank and the soil that is removed should be heaped at lower edge to stop water run-off.
- ii. Once the saplings have been planted, and well-watered, the one metre square should be mulched with several inches of wood chips (or similar)
- iii. For the first two, maybe three summer seasons, there would be a need for regular watering, at least weekly.
- iv. There is sufficient space on the two banks (approximately 250 metres in length) for 70, or less, trees

If the parish council is not too fussy about tree species the saplings, guards and stakes can be provided free.

Resources required to support the project and ensure success would therefore be:

- 1) Contractor and plant to cut steps in the outer banks
- 2) Sourcing of mulch for planted saplings
- 3) Accessible supply of water throughout first three years
- 4) Team of dedicated parish volunteers to ensure at least weekly watering over first three years.

The costs at commercial rates are likely to be substantial, but the greater issue is the need to recruit, support and maintain a long term team of volunteers to ensure that any sapplings planted survive the first three years.

The parish council considered this option at its meeting on 29<sup>th</sup> September (**Min. 22.09.22 refers**) and:

Hilary Workman  
Clerk & RFO  
October 2022

*reached the view that a large scale project to plant up to seventy saplings on the Outer Banks would be unlikely to represent value for money for the parish, with a substantial risk of a high proportion of the trees failing before fully establishing, asked the clerk to take forward a proposal to the Estates Committee for the planting of specimen trees in the nature reserve behind The Meadows (if Suffolk County Council are agreeable), in the Cemetery, and as infill on some of the Greens in the parish.*

### **The cemetery.**

The planting of a group of 7 blossom trees (e.g. flowering cherry) throughout the Cemetery. There would be no need for use of digger and a supply of water is nearby.

### **In fill of gaps in the tree lines on the edges of playing fields**

There is sufficient space for 7 trees. No digger work would be required but the trees would not be so obvious as commemorative plantings and would soon be lost.

**A spread of 7 trees across Attleton, Genesis and Coltsfoot Greens.** As above, the trees would soon be lost.

### **SCC Nature Reserve adjacent The Meadows:**

The clerk has made enquiries but not received a response from SCC to date. There may be an issue with respect to whether the council has powers to plant trees on the land.

### **Powers:**

- Power to provide and maintain open space or burial ground in or outside the council's area – Open Spaces Act 1906, ss 9 and 10
- Power to provide and maintain cemeteries in or outside the council's area – Local Government Act 1972, s214(2)
- Power to provide and maintain land for public recreation – Public Health Act 1875, s.164
- Power to provide and manage recreation grounds, public walks, pleasure grounds and open spaces - Public Health Act 1875, s.164

### **Funding:**

	<b>Revenue (unspent)</b>	<b>Earmarked Reserves</b>
Six Acres Development	£750.00	£2,500.00
Cemetery and Churchyard	£93.18	-
Greens	£750.00	-
Civic Event		£250.00
Grounds Maintenance		£995.00

Any funds drawn down from Earmarked Reserves must be approved by full council. **Sourcing**

### **Saplings:**

Woodland Trust is supporting the Queens Green Canopy project (Schools and Communities) through packs of free trees. They are currently taking applications for trees to be delivered in March 2023.

Packs which may be suitable, which could be applied for are summarised at Appendix A

**Cemetery:** - Urban Tree Pack (15 comprising crab apple, rowan, hazel)

**Six Acres & Greens Infill:** - Copse Tree Pack (30 comprising silver birch, rowan, wild cherry)

**Cemetery Hedge** – Hedge Pack (30 comprising dog rose, hawthorn, hazel, crab apple, dogwood) to infill whips which failed over the summer.

Alternatively, if free packs were not available or approved, the parish council could purchase the following packs and individual trees from Woodland Trust:

Pack	Cost	No Trees	Suggested Location(s)
Year Round Colour; Hawthorn, Silver birch, Hazel, Rowan, Dogwood and Wild cherry	£115	105	Six Acres, Greens, Cemetery
Standard Hedge Mix 6 x Hawthorn, 6 x Hazel, 6 x Crab Apple, 6 x Dog Rose and 6 x Dogwood	£54.95	30	Cemetery Hedge
Urban Tree Pack 5 Crab apple, 5 Hazel and 5 Field Maple	£72.00	15	Cemetery
Tree Planting Event Kit	£20.95		
<b>Total:</b>	<b>£262.90</b>		

A group of 7 Ornamental Cherries (bought in at 7-8' tall) for the Cemetery would cost in the region of £280.

**Action:**

**The committee identify their preferred planting option(s) and ask the clerk to source free where possible, with the balance to be funded with authorisation being sought from full council at its November meeting (n.b. Mulch, stakes and protectors may also need to be sourced dependant on options available through QGC and Woodland Trust).**

[@ \(https://www.instagram.com/queensgreencanopy\)](https://www.instagram.com/queensgreencanopy) [\(https://queensgreencanopy.org\)](https://queensgreencanopy.org)**Appendix A**[f \(https://www.facebook.com/QueensGreenCanopy\)](https://www.facebook.com/QueensGreenCanopy)[t \(https://twitter.com/QGCanopy\)](https://twitter.com/QGCanopy)[in \(https://www.linkedin.com/company/queensgreencanopy\)](https://www.linkedin.com/company/queensgreencanopy)


## PLAN

While you will be keen to start planting, to give your tree the best chance of thriving, it is really important to do some planning first. Guided by an ethos of sustainable planting, this page will help you to learn about the tree planting season, where to plant and how to secure a healthy tree which is right for your location.

Once you have finished reading our **PLAN** (<https://queensgreencanopy.org/get-involved/plan/>) page, carry on to our **PLANT** (<https://queensgreencanopy.org/get-involved/plant/>) page for simple instructions on planting your tree.

## WHEN TO PLANT

You will need to consider the time of year. Experts recommend planting trees between October and March, when they are dormant and less likely to be damaged during planting. The summer months are a good time to plan your project, ready for planting during the autumn.



## WHERE TO PLANT AND WHICH SPECIES

It is important to think about the size and spread of the trees and how you will use the site as the trees grow. There are many different varieties of trees, all of which have different characteristics, purposes and needs (soil, water, nutrients). Most trees can grow in a range of conditions, though some will prefer particular soil types.

## EXPLORE YOUR LOCAL AREA AND ASK FOR ADVICE

Take a look around your neighbourhood and see what's thriving for an idea of what might do well, and ask experts for advice when purchasing on what type of species is recommended based on your location.



## SECURING A HEALTHY TREE

In order to participate in this project, you may purchase your own trees from the recommended nurseries or, if you are a school or community group, you may apply for free saplings from autumn 2021 through our **Woodland Trust partnership** (<https://www.woodlandtrust.org.uk/plant-trees/schools-and-communities/>).

Prices of trees vary greatly, from relatively inexpensive (less than £1) to substantially more depending on factors such as the species and size. It is really important when planning to factor in other costs associated with planting and establishing a tree as well.



Purchasing a tree from a certified nursery will reduce the likelihood of your tree carrying a pest or disease which will not only affect it but can spread to other plants. A nursery with a Plant Healthy certification will have a strong biosecurity standard and their trees are likely to be healthy plants and have high plant health. The OHAS Grower Standard is another certification scheme to look out for when searching for an accredited nursery.

If you are finding it difficult to locate a nearby nursery that has evidence of certification, the next best way you can do your bit is by asking the following questions ahead of purchasing:

- Is this tree from a certified nursery that follows Plant Healthy or OHAS or other certification?
- Have these trees been grown in the UK (UKISG assured)?

If storing your tree before planting, store it upright sheltered from frost and wind. Lightly spray the roots with water if they appear to be drying out. Or if your tree is in a

container, ensure the roots do not dry out by watering.

The implications of planting an unhealthy tree can be devastating for the surrounding environment. If you would like to learn more about this, please visit our page on **tree diseases and pests**. (<https://queensgreencanopy.org/tree-diseases-and-pests/>)

## ABOUT US PLANT

ABOUT US

([HTTPS://QUEENSGREENCANOPY.ORG](https://queensgreencanopy.org/))

/ABOUT-US/)

If it is between October and March and you have completed your planning, visit our plant page for guidance on how to plant your tree.

([HTTPS://QUEENSGREENCANOPY.ORG](https://queensgreencanopy.org/))

/ABOUT-US/OUR-

PATRON/)

OUR BOARD/)

([HTTPS://QUEENSGREENCANOPY.ORG](https://queensgreencanopy.org/))

/ABOUT-US/OUR-

BOARD/)

OUR PARTNERS

([HTTPS://QUEENSGREENCANOPY.ORG](https://queensgreencanopy.org/))

/ABOUT-US/OUR-

PARTNERS/)

PLATINUM SUPPORTERS

([HTTPS://QUEENSGREENCANOPY.ORG](https://queensgreencanopy.org/))

/ABOUT-US/PLATINUM-

SUPPORTERS/)

PRIVATE SUPPORTERS

([HTTPS://QUEENSGREENCANOPY.ORG](https://queensgreencanopy.org/))

/ABOUT-US/PRIVATE-

SUPPORTERS/)

QGC FRIENDS NETWORK

([HTTPS://QUEENSGREENCANOPY.ORG](https://queensgreencanopy.org/))

## GET INVOLVED

GET INVOLVED

([HTTPS://QUEENSGREENCANOPY.ORG](https://queensgreencanopy.org/))

/GET-INVOLVED/)

INDIVIDUALS

([HTTPS://QUEENSGREENCANOPY.ORG](https://queensgreencanopy.org/))

/GET-INVOLVED

/INDIVIDUALS/)

## LEARN MORE

([HTTPS://QUEENSGREENCANOPY.ORG](https://queensgreencanopy.org/))

/GET-INVOLVED/PLANT/)

([HTTPS://QUEENSGREENCANOPY.ORG](https://queensgreencanopy.org/))

/GET-INVOLVED

/SCHOOLS/)

COMMUNITIES AND

CORPORATES

([HTTPS://QUEENSGREENCANOPY.ORG](https://queensgreencanopy.org/))

/GET-INVOLVED

/COMMUNITIES-AND-

CORPORATES/)

CORPORATES

([HTTPS://QUEENSGREENCANOPY.ORG](https://queensgreencanopy.org/))

/GET-INVOLVED

/CORPORATES/)

COUNTIES AND CITIES

([HTTPS://QUEENSGREENCANOPY.ORG](https://queensgreencanopy.org/))

/COUNTIES-AND-

CITIES/)

## MAP & EDUCATION HUB

MAP & EDUCATION HUB

([HTTPS://QUEENSGREENCANOPY.ORG](https://queensgreencanopy.org/))

([HTTPS://QUEENSGREENCANOPY.ORG](https://queensgreencanopy.org/))

/MAP-EDUCATION-HUB/)

MAP

([HTTPS://QUEENSGREENCANOPY.ORG](https://queensgreencanopy.org/))

([HTTPS://QUEENSGREENCANOPY.ORG](https://queensgreencanopy.org/))

/MAP-EDUCATION-

HUB/QGC-MAP/)

COMMEMORATIVE

([HTTPS://QUEENSGREENCANOPY.ORG](https://queensgreencanopy.org/))

PLAQUES

([HTTPS://QUEENSGREENCANOPY.ORG](https://queensgreencanopy.org/))

/COMMEMORATIVE-

PLAQUES/)

ANCIENT TREES

([HTTPS://QUEENSGREENCANOPY.ORG](https://queensgreencanopy.org/))

([HTTPS://QUEENSGREENCANOPY.ORG](https://queensgreencanopy.org/))

/ANCIENT-TREES-AND-

ANCIENT-WOODLAND/)

BRITISH OVERSEAS

PLANTINGS

([HTTPS://QUEENSGREENCANOPY.ORG](https://queensgreencanopy.org/))

([HTTPS://QUEENSGREENCANOPY.ORG](https://queensgreencanopy.org/))

/MAP-EDUCATION-

HUB/BRITISH-

OVERSEAS-

TERRITORIES-AND-

CROWN-

DEPENDENCIES/)

## DONATE

DONATE

([HTTPS://SHOP.QUEENSGREENCANOPY.ORG](https://shop.queensgreencanopy.org/))

([HTTPS://SHOP.QUEENSGREENCANOPY.ORG](https://shop.queensgreencanopy.org/))

/PASSWORD)



[/ABOUT-US/QGC-](#)

[PLAN](#)

[TREE DISEASES AND](#)

[FRIENDS-NETWORK/\)](#)

[\(HTTPS://QUEENSGREENCANOPY.ORG](https://queensgreencanopy.org/)

[/GET-INVOLVED/PLAN/\)](#)

[\(HTTPS://QUEENSGREENCANOPY.ORG](https://queensgreencanopy.org/)

[PLANT](#)

[/TREE-DISEASES-AND-](#)

[\(HTTPS://QUEENSGREENCANOPY.ORG](https://queensgreencanopy.org/)

[/GET-INVOLVED/PLANT/\)](#)

[FAQS](#)

[PROTECT](#)

[\(HTTPS://QUEENSGREENCANOPY.ORG](https://queensgreencanopy.org/)

[\(HTTPS://QUEENSGREENCANOPY.ORG](https://queensgreencanopy.org/)

[/GET-INVOLVED](#)

[HUB/FAQS/\)](#)

[/PROTECT/\)](#)

[NEWS](#)

[\(HTTPS://QUEENSGREENCANOPY.ORG](https://queensgreencanopy.org/)

[/MAP-EDUCATION-](#)

[HUB/NEWS/\)](#)

[THE QGC TREE QUIZ](#)

[\(HTTPS://QUEENSGREENCANOPY.ORG](https://queensgreencanopy.org/)

[/THE-QUEENS-GREEN-](#)

[CANOPY-TREE-QUIZ/\)](#)

[\(https://queensgreencanopy.org\)](https://queensgreencanopy.org/)



## PLANT

Having completed the important planning stage, where you learnt when and where to plant, and how to secure a healthy tree, the jubilant moment of planting your tree has arrived.

Begin by preparing the surrounding ground. A happy tree will have plenty of light and water, so remove any overgrown weeds, especially grass which will compete with the

📷 (<https://www.instagram.com/queensgreencanopy>)

(<https://queensgreencanopy.org>)

f (<https://www.facebook.com/QueensGreenCanopy>)

🐦 (<https://twitter.com/QGCanopy>)

in (<https://www.linkedin.com/company/queensgreencanopy>)



## PROTECT

In their first few years, there are several steps you can take to ensure the trees you have planted have the best chance of thriving. To help with this, it may be beneficial to appoint tree stewards, or someone responsible for taking care of the tree.

The needs of trees will vary as they grow, so below we have divided the small tasks you can carry out during these different stages.

## THE FIRST THREE YEARS

To avoid accidental damage, make sure to communicate to all those involved in maintaining the space are aware of the trees you have lovingly planted.

### WATERING

Watering is one of the most important things to ensure successful establishment after planting a tree. Whips planted will require little additional watering, however the bigger the tree planted the more watering is required. Be mindful that newly planted trees do need watering, even if it has been raining!

A newly planted tree should be watered when planted in the autumn or winter, at the point of bud burst in the spring and should be watered throughout the spring and summer until the leaves have fallen in autumn.

During summertime, newly planted trees should be watered at least 2-3 times a week with at least a full watering can. Watering is advised for the first 2 summers after planting, after this the tree should be able to get enough water from the surrounding soil.

Where possible use a watering can with a rose attachment on the end or another method that will administer water slowly and at a low pressure, mimicking rainfall. If regular watering using this method is not possible, tree watering bags can be purchased from many nurseries which help by releasing water slowly.




## WEEDING

Weeds compete with trees for light, nutrients and water so keep at least a meter diameter weed-free. Your trees will need all the nutrients they can get to survive. Be careful though as it is easy to damage a tree, especially with weeding tools such as strimmers. A great way to reduce the likelihood of weeds growing and to retain moisture is through using “mulch”. There are different types of mulch but also avoid a build up of mulch around the stem of the tree.

## MULCH

A great way to reduce the likelihood of weeds growing and to retain moisture in the soil is through using mulch. Mulch helps to keep weeds at bay, while helping to retain moisture in the soil. Aim to use somewhere around 4 to 6 centimetres depth of mulch spread over a meter diameter around the trunk of the tree. This will need topping up each season as it breaks down.



## CHECK YOUR TREE

By keeping a close eye on your tree, you will be able react quickly to any unwanted developments. To prevent strong winds toppling your tree, check your guards and stakes are still placed firmly in the ground. Remove any grass



that has started to grow inside the guard and any pests, having the guards should help with pest reduction.

## YEARS THREE TO TEN

As your tree grows, eventually the spirals or guards will split. Before they begin to disintegrate, remove and dispose of them responsibly, recycling where possible.



## PRUNING

Established trees can be pruned to encourage upwards growth and create a diverse canopy structure, though this is not essential. Please note, this step involves dangerous equipment and should only be carried out by a responsible adult. The majority of trees are best pruned in winter. However, species such as cherry and walnut need pruning in summer to reduce risk of disease and sap bleeding. If unsure, always seek expert advice.

## THREATS AND CONSERVATION – GREY SQUIRRELS

Grey squirrels negatively impact the health of the UK's trees and woods through bark stripping. Damage creates open wounds, weakens, stresses and kills trees. This is a serious problem at a time when the UK is working to increase its tree and woodland cover for the many essential benefits trees provide.

Grey squirrels were introduced to the UK from the 1870s.

They cause environmental and economic damage and are replacing red squirrels through competition and transmission of the squirrel pox virus. This is a disease they rarely contract, but which is almost always fatal to red squirrels.

High densities of grey squirrels also threaten the health and survival of important tree species. Their bark stripping and girdling behaviour weakens and kills trees, and the open wounds created are susceptible to infection from pathogens.

For more information visit **UK Squirrel Accord**.

(<https://squirrelaccord.uk/squirrels/tree-damage-by-greys/>)

## WOODLAND MANAGEMENT

Moving forward, you may wish to seek guidance from the following organisations. Please note that some of the information about grants, legislation and contact details may be outdated.

## **SYLVIA FOUNDATION'S MY FOREST SERVICE**

**READ MORE** [↗](#)

(<http://www.sylva.org.uk/myforest>)

## **THE SMALL WOODLAND OWNER'S GROUP**

**READ MORE** [↗](#)

(<http://www.swog.org.uk/>)

## **FORESTRY COMMISSION BOOKLET 'SO, YOU OWN A WOODLAND?'**

**READ MORE** [↗](#)

(<https://www.rfs.org.uk/learning/forestry-knowledge-hub/woodland-management/so-you-own-a-woodland/>)

## **THE SMALL WOODS ASSOCIATION**

**READ MORE** [↗](#)

(<http://www.smallwoods.org.uk/>)

## **SUSTAINABILITY CENTRE**

**READ MORE** [↗](#)

(<http://www.sustainability-centre.org/>)

## **ROYAL FORESTRY SOCIETY**

**READ MORE** [↗](#)

(<http://www.rfs.org.uk>)

## **INSTITUTE OF CHARTERED FORESTERS**

**READ MORE** [↗](#)

(<https://www.charteredforesters.org/>)



# WOODLAND MANAGEMENT FUNDING

For funding for woodland management, visit the appropriate website for your country:

## ENGLAND: FORESTRY COMMISSION

**ABOUT US**  
[READ MORE](#)

**GET INVOLVED**

<https://www.gov.uk/government/collections/countryside-stewardship-get-paid-for-environmental-land-management>

**OUR PATRON**

<https://queensgreencanopy.org/get-involved/individuals/>

**OUR BOARD**

<https://scotland.forestry.gov.uk/supporting-grants-and-regulations/forestry-grants>

**OUR PARTNERS**

<https://scotland.forestry.gov.uk/supporting-grants-and-regulations/forestry-grants>

**PLATINUM SUPPORTERS**

<https://queensgreencanopy.org/private-supporters/>

**PRIVATE SUPPORTERS**

<https://queensgreencanopy.org/private-supporters/>

**QGC FRIENDS NETWORK**

<https://queensgreencanopy.org/private-supporters/>

**FRIENDS-NETWORK/)**

**PLANT**

## NORTHERN IRELAND: DAERA

**MAP & EDUCATION HUB**  
[READ MORE](#)

**DONATE**

<https://www.daera-ni.gov.uk/articles/daera-forestry-grants>

**MAP**

<https://queensgreencanopy.org/map-education-hub/>

**WALES: GLASTIR**

**COMMEMORATIVE PLAQUES**

<https://gov.wales/glastir>

**ANCIENT TREES**

<https://queensgreencanopy.org/ancient-trees-and-ancient-woodland/>

**BRITISH OVERSEAS**

**PLANTINGS**

<https://queensgreencanopy.org/map-education-hub/british-overseas-territories-and-crown-dependencies/>

**TREE DISEASES AND PESTS**

<https://queensgreencanopy.org/tree-diseases-and-pests/>

## SCOTLAND: SRDP

**READ MORE**

**GET INVOLVED**

<https://queensgreencanopy.org/get-involved/schools/>

**SCHOOLS**

**COMMUNITIES AND CORPORATES**

<https://queensgreencanopy.org/get-involved/communities-and-corporates/>

**COUNTIES AND CITIES**

<https://queensgreencanopy.org/get-involved/counties-and-cities/>

**PLANT**

**COMMEMORATIVE PLAQUES**

<https://queensgreencanopy.org/commemorative-plaques/>

**ANCIENT TREES**

<https://queensgreencanopy.org/ancient-trees-and-ancient-woodland/>

**BRITISH OVERSEAS**

**PLANTINGS**

<https://queensgreencanopy.org/map-education-hub/british-overseas-territories-and-crown-dependencies/>

**TREE DISEASES AND PESTS**

<https://queensgreencanopy.org/tree-diseases-and-pests/>

(HTTPS://QUEENSGREENCANOPY.ORG  
 /GET-INVOLVED/PLANT/) FAQs  
 PROTECT (HTTPS://QUEENSGREENCANOPY.ORG  
 (HTTPS://QUEENSGREENCANOPY.ORG/EDUCATION-  
 /GET-INVOLVED HUB/FAQS/  
 /PROTECT/) NEWS  
 (HTTPS://QUEENSGREENCANOPY.ORG  
 /MAP-EDUCATION-  
 HUB/NEWS/  
 THE QGC TREE QUIZ  
 (HTTPS://QUEENSGREENCANOPY.ORG  
 /THE-QUEENS-GREEN-  
 CANOPY-TREE-QUIZ/)

(https://queensgreencanopy.org)

tree for light, nutrients and water. While there are various methods to plant a tree, below we have outlined the pit planting method, which is suitable for most types of soil, alongside advice on planting a sapling and fitting a spiral or tree guard to protect it.

If you are planting more than one tree, you may wish to take a look at our information on planting for larger-scale projects.

- Equipment
- Young tree (sapling)
- Spade and Gardening Fork
- Cane or stake to support the tree guard or spiral

## STEP 1

Dig a hole deep enough to fit in all the tree's roots. Make sure to keep the soil close by as you'll need it to refill the hole in a moment.



## STEP 2

Place the tree inside the hole, keeping the base of the stem level where the roots begin with the surrounding ground. It is very important that the roots but not the stem are in the soil.

## STEP 3

Holding the tree steady, refill the hole with the soil you initially dug out. Firm up the soil with the heel of your shoes, but avoid the tree, to make sure there are no air pockets – this will help prevent frost developing during the colder months.



## STEP 4

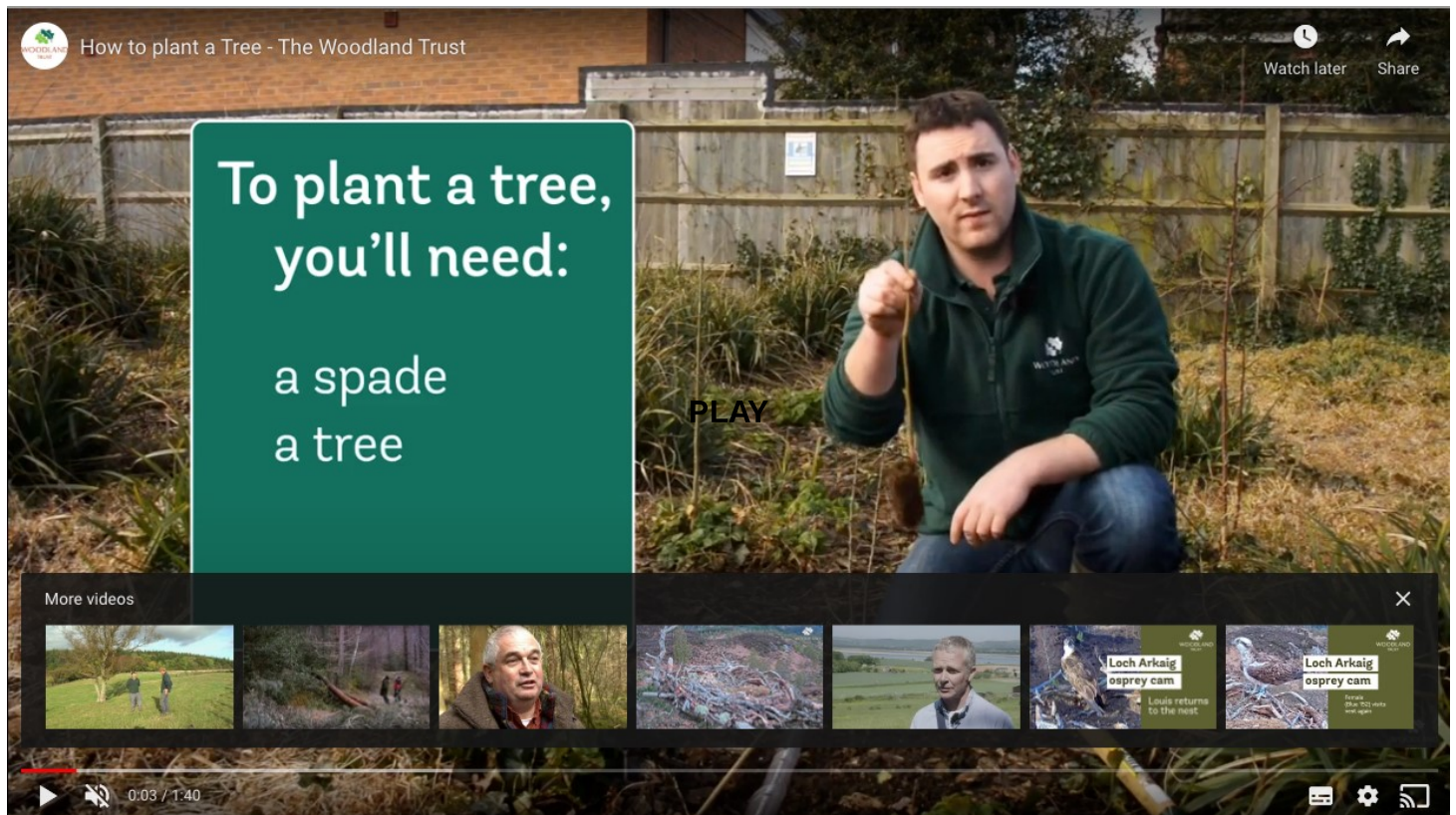
With the tree upright and firmly in place, press the cane or hammer the stake into the soil a few inches away from your tree's base, taking care not to break any of the roots.

## STEP 5

Place your spiral around the cane and sapling or fit your tree guard over the tree and attach to the stake. Push the guard or spiral into the ground slightly, this will keep your tree safe from unwanted pests.



## HOW TO PLANT A TREE VIDEO



## THE QGC MAP

When the tree planting season starts in October, you can add your tree to The Queen's Green Canopy map. Her Majesty and The Prince of Wales planted the first tree in the grounds of Windsor Castle in March 2021, to mark the launch of the QGC initiative.

**EXPLORE THE MAP  
([HTTPS://QUEENSGREENCANOPY.ORG  
/MAP-EDUCATION-HUB/QGC-  
MAP/#/](https://queensgreencanopy.org/map-education-hub/qgc-map/#/))**



## PROTECT

Now you've planted your tree, visit our protect page to learn about the steps you can take to optimise your tree's chance of flourishing.

**LEARN MORE**  
([HTTPS://QUEENSGREENCANOPY.ORG/GET-INVOLVED/PROTECT/](https://queensgreencanopy.org/get-involved/protect/))

### ABOUT US

ABOUT US

([HTTPS://QUEENSGREENCANOPY.ORG/ABOUT-US/](https://queensgreencanopy.org/about-us/))

OUR PATRON

([HTTPS://QUEENSGREENCANOPY.ORG/ABOUT-US/OUR-PATRON/](https://queensgreencanopy.org/about-us/our-patron/))

PATRON/)

OUR BOARD

([HTTPS://QUEENSGREENCANOPY.ORG/ABOUT-US/OUR-BOARD/](https://queensgreencanopy.org/about-us/our-board/))

BOARD/)

OUR PARTNERS

([HTTPS://QUEENSGREENCANOPY.ORG/ABOUT-US/OUR-PARTNERS/](https://queensgreencanopy.org/about-us/our-partners/))

PARTNERS/)

PLATINUM SUPPORTERS

([HTTPS://QUEENSGREENCANOPY.ORG/ABOUT-US/PLATINUM-SUPPORTERS/](https://queensgreencanopy.org/about-us/platinum-supporters/))

SUPPORTERS/)

PRIVATE SUPPORTERS

([HTTPS://QUEENSGREENCANOPY.ORG/ABOUT-US/PRIVATE-SUPPORTERS/](https://queensgreencanopy.org/about-us/private-supporters/))

SUPPORTERS/)

QGC FRIENDS NETWORK

([HTTPS://QUEENSGREENCANOPY.ORG/ABOUT-US/QGC-FRIENDS-NETWORK/](https://queensgreencanopy.org/about-us/qgc-friends-network/))

### GET INVOLVED

GET INVOLVED

([HTTPS://QUEENSGREENCANOPY.ORG/GET-INVOLVED/](https://queensgreencanopy.org/get-involved/))

INDIVIDUALS

([HTTPS://QUEENSGREENCANOPY.ORG/GET-INVOLVED/INDIVIDUALS/](https://queensgreencanopy.org/get-involved/individuals/))

/INDIVIDUALS/)

SCHOOLS

([HTTPS://QUEENSGREENCANOPY.ORG/GET-INVOLVED/SCHOOLS/](https://queensgreencanopy.org/get-involved/schools/))

/SCHOOLS/)

COMMUNITIES AND

CORPORATES

([HTTPS://QUEENSGREENCANOPY.ORG/GET-INVOLVED/COMMUNITIES-AND-CORPORATES/](https://queensgreencanopy.org/get-involved/communities-and-corporates/))

/COMMUNITIES-AND-

CORPORATES/)

CORPORATES)

([HTTPS://QUEENSGREENCANOPY.ORG/GET-INVOLVED/COUNTIES-AND-CITIES/](https://queensgreencanopy.org/get-involved/counties-and-cities/))

/COUNTIES-AND-

COUNTIES AND CITIES

([HTTPS://QUEENSGREENCANOPY.ORG/GET-INVOLVED/COUNTIES-AND-CITIES/](https://queensgreencanopy.org/get-involved/counties-and-cities/))

/COUNTIES-AND-

COUNTIES AND CITIES

([HTTPS://QUEENSGREENCANOPY.ORG/GET-INVOLVED/CROWN-LAND/](https://queensgreencanopy.org/get-involved/crown-land/))

### MAP & EDUCATION HUB

MAP & EDUCATION HUB

([HTTPS://QUEENSGREENCANOPY.ORG/MAP-EDUCATION-HUB/](https://queensgreencanopy.org/map-education-hub/))

MAP

([HTTPS://QUEENSGREENCANOPY.ORG/MAP-EDUCATION-HUB/QGC-MAP/](https://queensgreencanopy.org/map-education-hub/qgc-map/))

/MAP-EDUCATION-

HUB/QGC-MAP/)

COMMEMORATIVE

PLAQUES

([HTTPS://QUEENSGREENCANOPY.ORG/COMMEMORATIVE-PLAQUES/](https://queensgreencanopy.org/commemorative-plaques/))

/COMMEMORATIVE-

PLAQUES/)

ANCIENT TREES

([HTTPS://QUEENSGREENCANOPY.ORG/ANCIENT-TREES-AND-ANCIENT-WOODLAND/](https://queensgreencanopy.org/ancient-trees-and-ancient-woodland/))

/ANCIENT-TREES-AND-

ANCIENT-WOODLAND/)

BRITISH OVERSEAS

PLANTINGS

([HTTPS://QUEENSGREENCANOPY.ORG/MAP-EDUCATION-HUB/BRITISH-OVERSEAS-PLANTINGS/](https://queensgreencanopy.org/map-education-hub/british-overseas-plantings/))

/MAP-EDUCATION-

HUB/BRITISH-

OVERSEAS-

PLANTINGS

([HTTPS://QUEENSGREENCANOPY.ORG/MAP-EDUCATION-HUB/BRITISH-OVERSEAS-PLANTINGS/](https://queensgreencanopy.org/map-education-hub/british-overseas-plantings/))

/MAP-EDUCATION-

### DONATE

DONATE

([HTTPS://SHOP.QUEENSGREENCANOPY.ORG/](https://shop.queensgreencanopy.org/))

SHOP

([HTTPS://SHOP.QUEENSGREENCANOPY.ORG/](https://shop.queensgreencanopy.org/))

/SHOP

/SHOP

SHOP

([HTTPS://SHOP.QUEENSGREENCANOPY.ORG/](https://shop.queensgreencanopy.org/))

/SHOP

SHOP

([HTTPS://SHOP.QUEENSGREENCANOPY.ORG/](https://shop.queensgreencanopy.org/))

SHOP

([HTTPS://SHOP.QUEENSGREENCANOPY.ORG/](https://shop.queensgreencanopy.org/))

/SHOP

SHOP

([HTTPS://SHOP.QUEENSGREENCANOPY.ORG/](https://shop.queensgreencanopy.org/))

/SHOP

SHOP

([HTTPS://SHOP.QUEENSGREENCANOPY.ORG/](https://shop.queensgreencanopy.org/))

/SHOP

SHOP

([HTTPS://SHOP.QUEENSGREENCANOPY.ORG/](https://shop.queensgreencanopy.org/))

/SHOP

SHOP

[/ABOUT-US/QGC-](#)

[PLAN](#)

[DEPENDENCIES/\)](#)

[FRIENDS-NETWORK/\)](#)

[\(HTTPS://QUEENSGREENCANOPY.ORG](https://queensgreencanopy.org/)

[/GET-INVOLVED/PLAN/\)](#)

[PESTS](#)

[PLANT](#)

[\(HTTPS://QUEENSGREENCANOPY.ORG](https://queensgreencanopy.org/)

[\(HTTPS://QUEENSGREENCANOPY.ORG](https://queensgreencanopy.org/)

[/GET-INVOLVED/PLANT/\)](#)

[PESTS/\)](#)

[PROTECT](#)

[FAQS](#)

[\(HTTPS://QUEENSGREENCANOPY.ORG](https://queensgreencanopy.org/)

[/GET-INVOLVED](#)

[/MAP-EDUCATION-](#)

[/PROTECT/\)](#)

[HUB/FAQS/\)](#)

[NEWS](#)

[\(HTTPS://QUEENSGREENCANOPY.ORG](https://queensgreencanopy.org/)

[/MAP-EDUCATION-](#)

[HUB/NEWS/\)](#)

[THE QGC TREE QUIZ](#)

[\(HTTPS://QUEENSGREENCANOPY.ORG](https://queensgreencanopy.org/)

[/THE-QUEENS-GREEN-](#)

[CANOPY-TREE-QUIZ/\)](#)

[\(https://queensgreencanopy.org\)](https://queensgreencanopy.org/)